

Stand Activity Summary for
Copiah County BOE

Filters Applied: County: Copiah
 Client Class: School Trust Land
 District: Capital District
 Client: Copiah County BOE
 STR:
 Activity:
 Year: 2012 Through 2021

STR	Strata	Stand	Activity	Acre	Est. Cost	Est. Revenue
2012						
16 1N 1E	11	1	Regeneration, Artificial, Plant, Hand, Loblolly	1	\$76.50	\$0.00
16 1N 1E	11	1	Site Preparation, Chemical, Broadcast, Aerial, Combination	1	\$72.00	\$0.00
16 1N 1E	11	28	Regeneration, Artificial, Plant, Hand, Loblolly	3	\$227.80	\$0.00
16 1N 1E	11	28	Site Preparation, Chemical, Broadcast, Aerial, Combination	3	\$214.40	\$0.00
16 1N 1E	11	29	Regeneration, Artificial, Plant, Hand, Loblolly	49	\$4,165.00	\$0.00
16 1N 1E	11	29	Site Preparation, Chemical, Broadcast, Aerial, Combination	49	\$3,920.00	\$0.00
16 2N 1W	1	1	Site Preparation, Chemical, Broadcast, Aerial, Combination	11	\$828.75	\$0.00
16 2N 1W	1	1	Regeneration, Artificial, Plant, Hand, Loblolly	11	\$935.00	\$0.00
16 2N 1W	1	3	Site Preparation, Chemical, Broadcast, Aerial, Combination	25	\$1,875.00	\$0.00
16 2N 1W	1	3	Regeneration, Artificial, Plant, Hand, Loblolly	25	\$2,125.00	\$0.00
16 2N 1W	1	4	Site Preparation, Chemical, Broadcast, Aerial, Combination	46	\$3,465.75	\$0.00
16 2N 1W	1	4	Regeneration, Artificial, Plant, Hand, Loblolly	46	\$3,910.00	\$0.00
16 2N 1W	1	23	Regeneration, Artificial, Plant, Hand, Loblolly	14	\$1,190.00	\$0.00
16 2N 1W	1	23	Site Preparation, Chemical, Broadcast, Aerial, Combination	14	\$1,046.25	\$0.00
16 2N 2W	3	22	Harvest, Mechanical, 1st Thin, Machine, Loblolly	104	\$3,640.00	\$34,320.00
16 2N 2W	3	25	Harvest, Mechanical, 1st Thin, Machine, Loblolly	123	\$4,306.75	\$40,606.50
16 2N 2W	4	17	Harvest, Mechanical, 1st Thin, Machine, Loblolly	12	\$420.00	\$4,080.00
16 2N 2W	4	18	Harvest, Mechanical, 1st Thin, Machine, Loblolly	4	\$140.00	\$1,360.00

STR	Strata	Stand	Activity	Acre	Est. Cost	Est. Revenue
16 2N 2W	4	20	Harvest, Mechanical, 1st Thin, Machine, Loblolly	4	\$140.00	\$1,360.00
16 2N 2W	7	10	Harvest, Mechanical, Final, Machine, Loblolly	64	\$2,240.00	\$116,480.00
16 2N 2W	7	29	Harvest, Mechanical, Final, Machine, Loblolly	16	\$560.00	\$28,960.00
16 2N 3W	2	12	Harvest, Mechanical, 1st Thin, Machine, Loblolly	75	\$2,625.00	\$25,500.00
16 2N 3W	2	13	Harvest, Mechanical, 1st Thin, Machine, Loblolly	40	\$1,392.65	\$13,528.60
16 2N 4W	1	10	Harvest, Mechanical, 2nd Thin, Machine, Loblolly	31	\$1,096.90	\$14,103.00
16 2N 4W	1	15	Harvest, Mechanical, 2nd Thin, Machine, Loblolly	57	\$2,002.35	\$25,744.50
16 2N 4W	1	18	Harvest, Mechanical, 2nd Thin, Machine, Loblolly	33	\$1,155.00	\$14,850.00
16 2N 4W	5	2	Harvest, Mechanical, Final, Machine, Loblolly	81	\$2,835.00	\$135,513.00
16 2N 4W	5	27	Harvest, Mechanical, Final, Machine, Misc Red Oak	5	\$175.00	\$8,115.00
16 2N 4W	7	6	Harvest, Mechanical, 1st Thin, Machine, Loblolly	7	\$247.80	\$3,115.20
16 2N 4W	7	9	Harvest, Mechanical, 1st Thin, Machine, Loblolly	35	\$1,225.00	\$15,400.00
16 9N 6E	7	3	Site Preparation, Chemical, Broadcast, Aerial, Combination	57	\$4,275.00	\$0.00
16 9N 6E	7	3	Regeneration, Artificial, Plant, Hand, Loblolly	57	\$4,560.00	\$0.00
16 9N 6E	7	46	Regeneration, Artificial, Plant, Hand, Loblolly	7	\$595.00	\$0.00
16 9N 6E	7	46	Site Preparation, Chemical, Broadcast, Aerial, Combination	7	\$525.00	\$0.00
16 9N 10E	3	7	Fire Protection, Other, Burn, Hand, Fuel Reduction	108	\$2,700.00	\$0.00
16 9N 10E	4	8	Harvest, Mechanical, 2nd Thin, Machine, Loblolly	13	\$455.00	\$5,850.00
16 9N 10E	4	9	Harvest, Mechanical, 2nd Thin, Machine, Loblolly	7	\$255.50	\$3,285.00
16 9N 10E	4	10	Harvest, Mechanical, 2nd Thin, Machine, Loblolly	4	\$136.85	\$1,759.50
16 10N 10E	5	4	Forest Health, Other, Burn, Hand, Southern Pine Beetle	17	\$420.50	\$0.00
16 10N 10E	5	7	Forest Health, Other, Burn, Hand, Southern Pine Beetle	4	\$93.75	\$0.00
16 10N 10E	5	11	Forest Health, Other, Burn, Hand, Southern Pine Beetle	4	\$92.00	\$0.00

STR	Strata	Stand	Activity	Acre	Est. Cost	Est. Revenue
16 10N 10E	5	12	Forest Health, Other, Burn, Hand, Southern Pine Beetle	35	\$879.00	\$0.00
16 10N 10E	5	20	Forest Health, Other, Burn, Hand, Southern Pine Beetle	12	\$300.00	\$0.00
16 10N 10E	6	1	Regeneration, Artificial, Plant, Hand, Loblolly	76	\$6,460.00	\$0.00
16 10N 10E	6	1	Site Preparation, Chemical, Broadcast, Aerial, Combination	76	\$6,080.00	\$0.00
16 12N 5E	3	2	Post Plant, Chemical, Broadcast, Aerial, Herbaceous	39	\$2,930.25	\$0.00
16 12N 5E	3	8	Post Plant, Chemical, Broadcast, Aerial, Herbaceous	15	\$1,101.75	\$0.00
16 12N 5E	3	10	Post Plant, Chemical, Broadcast, Aerial, Herbaceous	4	\$276.75	\$0.00
16 12N 5E	3	11	Post Plant, Chemical, Broadcast, Aerial, Herbaceous	6	\$472.50	\$0.00
16 12N 5E	3	22	Post Plant, Chemical, Broadcast, Aerial, Herbaceous	45	\$3,403.50	\$0.00
16 12N 5E	3	23	Post Plant, Chemical, Broadcast, Aerial, Herbaceous	2	\$132.75	\$0.00
16 12N 5E	3	29	Post Plant, Chemical, Broadcast, Aerial, Herbaceous	2	\$159.75	\$0.00
16 12N 5E	3	30	Post Plant, Chemical, Broadcast, Aerial, Herbaceous	6	\$483.00	\$0.00

Yearly Totals

1.592

\$85,040.75

\$493,930.30

2013

16 1N 1W	4	15	Site Preparation, Chemical, Broadcast, Aerial, Combination	52	\$4,156.80	\$0.00
16 1N 1W	4	15	Site Preparation, Other, Burn, Hand, Cut-Over	52	\$1,300.00	\$0.00
16 1N 1W	4	15	Regeneration, Artificial, Plant, Hand, Loblolly	52	\$4,160.00	\$0.00
16 1N 1W	4	27	Regeneration, Artificial, Plant, Hand, Loblolly	48	\$3,840.00	\$0.00
16 1N 1W	4	27	Site Preparation, Other, Burn, Hand, Cut-Over	48	\$1,200.00	\$0.00
16 1N 1W	4	27	Site Preparation, Chemical, Broadcast, Aerial, Combination	48	\$3,840.00	\$0.00
16 1N 1W	4	33	Site Preparation, Other, Burn, Hand, Cut-Over	7	\$175.00	\$0.00
16 1N 1W	4	33	Site Preparation, Chemical, Broadcast, Aerial, Combination	7	\$595.20	\$0.00
16 1N 1W	4	33	Regeneration, Artificial, Plant, Hand, Loblolly	7	\$560.00	\$0.00

STR	Strata	Stand	Activity	Acre	Est. Cost	Est. Revenue
16 2N 2W	5	7	Harvest, Mechanical, 1st Thin, Machine, Loblolly	14	\$490.00	\$4,620.00
16 2N 2W	5	8	Harvest, Mechanical, 1st Thin, Machine, Loblolly	14	\$481.95	\$4,544.10
16 2N 2W	5	15	Harvest, Mechanical, 1st Thin, Machine, Loblolly	74	\$2,579.85	\$24,324.30
16 2N 2W	5	23	Harvest, Mechanical, 1st Thin, Machine, Loblolly	7	\$249.90	\$2,356.20
16 2N 2W	8	14	Harvest, Mechanical, 1st Thin, Machine, Loblolly	20	\$700.00	\$6,800.00
16 2N 3W	3	10	Harvest, Mechanical, 2nd Thin, Machine, Loblolly	126	\$4,410.00	\$63,000.00
16 2N 3W	5	2	Harvest, Mechanical, Final, Machine, Loblolly	22	\$770.00	\$41,800.00
16 2N 3W	5	4	Harvest, Mechanical, Final, Machine, Loblolly	65	\$2,275.00	\$126,230.00
16 9N 5E	2	10	Fire Protection, Other, Burn, Hand, Fuel Reduction	80	\$1,995.75	\$0.00
16 9N 5E	2	11	Fire Protection, Other, Burn, Hand, Fuel Reduction	22	\$552.75	\$0.00
16 9N 5E	2	12	Fire Protection, Other, Burn, Hand, Fuel Reduction	6	\$151.75	\$0.00
16 9N 5E	2	14	Fire Protection, Other, Burn, Hand, Fuel Reduction	111	\$2,775.00	\$0.00
16 9N 5E	7	3	Site Preparation, Chemical, Broadcast, Aerial, Combination	1	\$80.00	\$0.00
16 9N 5E	7	3	Regeneration, Artificial, Plant, Hand, Loblolly	1	\$109.65	\$0.00
16 9N 5E	7	4	Site Preparation, Chemical, Broadcast, Aerial, Combination	27	\$2,145.60	\$0.00
16 9N 5E	7	4	Regeneration, Artificial, Plant, Hand, Loblolly	27	\$2,295.00	\$0.00
16 9N 5E	7	17	Regeneration, Artificial, Plant, Hand, Loblolly	2	\$170.00	\$0.00
16 9N 5E	7	17	Site Preparation, Chemical, Broadcast, Aerial, Combination	2	\$124.00	\$0.00
16 9N 5E	7	18	Site Preparation, Chemical, Broadcast, Aerial, Combination	12	\$968.00	\$0.00
16 9N 5E	7	18	Regeneration, Artificial, Plant, Hand, Loblolly	12	\$1,028.50	\$0.00
16 9N 5E	7	22	Regeneration, Artificial, Plant, Hand, Loblolly	16	\$1,360.00	\$0.00
16 9N 5E	7	22	Site Preparation, Chemical, Broadcast, Aerial, Combination	16	\$1,310.40	\$0.00
16 9N 5E	7	25	Regeneration, Artificial, Plant, Hand, Loblolly	15	\$1,288.60	\$0.00

STR	Strata	Stand	Activity	Acre	Est. Cost	Est. Revenue
16 9N 5E	7	25	Site Preparation, Chemical, Broadcast, Aerial, Combination	15	\$1,212.80	\$0.00
16 9N 7E	3	20	Harvest, Mechanical, 2nd Thin, Machine, Loblolly	50	\$1,750.00	\$22,500.00
16 9N 7E	3	21	Harvest, Mechanical, 2nd Thin, Machine, Loblolly	14	\$505.40	\$6,498.00
16 9N 9E	3	6	Regeneration, Artificial, Plant, Hand, Misc Red Oak	38	\$4,560.00	\$0.00
16 9N 9E	3	6	Site Preparation, Chemical, Broadcast, Aerial, Combination	38	\$2,850.00	\$0.00
16 9N 9E	3	10	Site Preparation, Chemical, Broadcast, Aerial, Combination	14	\$1,120.00	\$0.00
16 9N 9E	3	10	Regeneration, Artificial, Plant, Hand, Misc Red Oak	14	\$1,750.00	\$0.00
16 9N 9E	3	28	Site Preparation, Chemical, Broadcast, Aerial, Combination	27	\$2,160.00	\$0.00
16 9N 9E	3	28	Regeneration, Artificial, Plant, Hand, Misc Red Oak	27	\$3,375.00	\$0.00
16 9N 9E	6	2	Harvest, Mechanical, 2nd Thin, Machine, Loblolly	12	\$420.00	\$5,400.00
16 9N 9E	6	14	Harvest, Mechanical, 2nd Thin, Machine, Loblolly	5	\$187.25	\$2,407.50
16 9N 9E	6	20	Harvest, Mechanical, 2nd Thin, Machine, Loblolly	34	\$1,190.00	\$15,300.00
16 9N 9E	6	23	Harvest, Mechanical, 2nd Thin, Machine, Loblolly	0	\$12.25	\$157.50
16 9N 9E	6	34	Harvest, Mechanical, 2nd Thin, Machine, Loblolly	1	\$35.00	\$450.00
16 10N 10E	3	16	Harvest, Mechanical, Final, Machine, Loblolly	84	\$2,940.00	\$161,196.00

Yearly Totals	1.388	\$72,206.40	\$487,583.60
----------------------	--------------	--------------------	---------------------

2014

16 1N 1E	4	19	Harvest, Mechanical, Final, Machine, Loblolly	57	\$1,995.00	\$96,786.00
16 2N 1W	2	21	Harvest, Mechanical, 1st Thin, Machine, Loblolly	19	\$665.00	\$6,536.00
16 2N 1W	2	24	Harvest, Mechanical, 1st Thin, Machine, Loblolly	5	\$175.00	\$1,700.00
16 2N 1W	5	11	Harvest, Mechanical, 2nd Thin, Machine, Loblolly	38	\$1,330.00	\$17,480.00
16 2N 1W	5	13	Harvest, Mechanical, 2nd Thin, Machine, Loblolly	19	\$671.65	\$8,827.40
16 2N 1W	5	15	Harvest, Mechanical, 2nd Thin, Machine, Loblolly	5	\$175.00	\$1,950.00

STR	Strata	Stand	Activity	Acre	Est. Cost	Est. Revenue
16 2N 2W	3	22	Fire Protection, Other, Burn, Hand, Fuel Reduction	104	\$2,600.00	\$0.00
16 2N 2W	3	25	Fire Protection, Other, Burn, Hand, Fuel Reduction	123	\$3,076.25	\$0.00
16 2N 2W	7	10	Site Preparation, Chemical, Broadcast, Aerial, Combination	64	\$5,093.60	\$0.00
16 2N 2W	7	10	Regeneration, Artificial, Plant, Hand, Loblolly	64	\$5,440.00	\$0.00
16 2N 2W	7	29	Site Preparation, Chemical, Broadcast, Aerial, Combination	16	\$1,280.00	\$0.00
16 2N 2W	7	29	Regeneration, Artificial, Plant, Hand, Loblolly	16	\$1,360.00	\$0.00
16 2N 3W	5	2	Site Preparation, Chemical, Broadcast, Aerial, Combination	22	\$1,760.00	\$0.00
16 2N 3W	5	2	Regeneration, Artificial, Plant, Hand, Loblolly	22	\$1,870.00	\$0.00
16 2N 3W	5	4	Site Preparation, Chemical, Broadcast, Aerial, Combination	65	\$5,200.00	\$0.00
16 2N 3W	5	4	Regeneration, Artificial, Plant, Hand, Loblolly	65	\$5,525.00	\$0.00
16 2N 4W	5	2	Regeneration, Artificial, Plant, Hand, Loblolly	81	\$6,885.00	\$0.00
16 2N 4W	5	2	Site Preparation, Chemical, Broadcast, Aerial, Combination	81	\$6,480.00	\$0.00
16 2N 4W	5	27	Regeneration, Artificial, Plant, Hand, Loblolly	5	\$425.00	\$0.00
16 2N 4W	5	27	Site Preparation, Chemical, Broadcast, Aerial, Combination	5	\$400.00	\$0.00
16 9N 6E	4	4	Harvest, Mechanical, Final, Machine, Loblolly	57	\$1,995.00	\$127,224.00
16 9N 7E	6	7	Harvest, Mechanical, 1st Thin, Machine, Loblolly	106	\$3,710.00	\$34,980.00
16 9N 8E	1	9	Harvest, Mechanical, 2nd Thin, Machine, Loblolly	63	\$2,190.30	\$28,161.00
16 9N 8E	1	10	Harvest, Mechanical, 2nd Thin, Machine, Loblolly	9	\$315.00	\$4,050.00
16 9N 8E	1	12	Harvest, Mechanical, 2nd Thin, Machine, Loblolly	17	\$610.40	\$7,848.00
16 9N 8E	3	25	Harvest, Mechanical, Final, Machine, Loblolly	80	\$2,800.00	\$164,800.00
16 12N 5E	1	5	Fire Protection, Other, Burn, Hand, Fuel Reduction	5	\$134.50	\$0.00
16 12N 5E	1	6	Fire Protection, Other, Burn, Hand, Fuel Reduction	5	\$114.50	\$0.00
16 12N 5E	1	13	Fire Protection, Other, Burn, Hand, Fuel Reduction	46	\$1,149.25	\$0.00

STR	Strata	Stand	Activity	Acre	Est. Cost	Est. Revenue
16 12N 5E	1	24	Fire Protection, Other, Burn, Hand, Fuel Reduction	25	\$632.75	\$0.00
16 12N 5E	1	26	Fire Protection, Other, Burn, Hand, Fuel Reduction	66	\$1,639.50	\$0.00
16 12N 5E	5	16	Fire Protection, Other, Burn, Hand, Fuel Reduction	18	\$439.00	\$0.00
16 12N 5E	5	17	Fire Protection, Other, Burn, Hand, Fuel Reduction	76	\$1,903.50	\$0.00
16 12N 5E	5	20	Fire Protection, Other, Burn, Hand, Fuel Reduction	10	\$250.00	\$0.00
16 12N 5E	5	27	Fire Protection, Other, Burn, Hand, Fuel Reduction	27	\$677.25	\$0.00

Yearly Totals

1.486

\$70,967.45

\$500,342.40

2015

16 1N 1W	5	5	Harvest, Mechanical, 1st Thin, Machine, Loblolly	6	\$201.95	\$1,961.80
16 1N 1W	5	6	Harvest, Mechanical, 1st Thin, Machine, Loblolly	24	\$838.95	\$8,149.80
16 1N 1W	5	9	Harvest, Mechanical, 1st Thin, Machine, Loblolly	3	\$113.40	\$1,101.60
16 1N 1W	5	11	Harvest, Mechanical, 1st Thin, Machine, Loblolly	2	\$62.65	\$608.60
16 1N 1W	5	13	Harvest, Mechanical, 1st Thin, Machine, Loblolly	5	\$175.00	\$1,700.00
16 1N 1W	5	14	Harvest, Mechanical, 1st Thin, Machine, Loblolly	3	\$102.90	\$999.60
16 1N 1W	5	18	Harvest, Mechanical, 1st Thin, Machine, Loblolly	64	\$2,249.80	\$21,855.20
16 1N 1W	5	28	Harvest, Mechanical, 1st Thin, Machine, Loblolly	44	\$1,543.15	\$14,990.60
16 1N 1W	5	35	Harvest, Mechanical, Thin, Machine, Loblolly	1	\$35.00	\$302.00
16 1N 1W	5	36	Harvest, Mechanical, 1st Thin, Machine, Loblolly	4	\$138.25	\$1,343.00
16 1N 1W	5	37	Harvest, Mechanical, 1st Thin, Machine, Loblolly	2	\$53.90	\$523.60
16 1N 1W	6	29	Harvest, Mechanical, 1st Thin, Machine, Loblolly	11	\$385.00	\$3,740.00
16 2N 3W	5	8	Harvest, Mechanical, Final, Machine, Loblolly	86	\$3,010.00	\$185,072.00
16 9N 6E	1	6	Harvest, Mechanical, 2nd Thin, Machine, Loblolly	16	\$574.35	\$7,384.50
16 9N 6E	1	16	Harvest, Mechanical, 2nd Thin, Machine, Loblolly	4	\$140.00	\$1,800.00

STR	Strata	Stand	Activity	Acre	Est. Cost	Est. Revenue
16 9N 6E	1	22	Harvest, Mechanical, 2nd Thin, Machine, Loblolly	15	\$508.55	\$6,538.50
16 9N 6E	1	39	Harvest, Mechanical, 2nd Thin, Machine, Loblolly	14	\$496.65	\$6,385.50
16 9N 6E	1	40	Harvest, Mechanical, 2nd Thin, Machine, Loblolly	11	\$397.60	\$5,112.00
16 9N 6E	1	41	Harvest, Mechanical, 2nd Thin, Machine, Loblolly	3	\$98.70	\$1,269.00
16 9N 6E	1	45	Harvest, Mechanical, 2nd Thin, Machine, Loblolly	2	\$66.50	\$855.00
16 9N 7E	3	20	Vegetation Control, Chemical, Broadcast, Aerial, Combination	50	\$3,250.00	\$0.00
16 9N 7E	3	21	Vegetation Control, Chemical, Broadcast, Aerial, Combination	14	\$938.60	\$0.00
16 10N 10E	3	15	Harvest, Mechanical, Final, Machine, Loblolly	113	\$3,955.00	\$241,142.00
16 10N 10E	3	16	Regeneration, Artificial, Plant, Hand, Loblolly	84	\$7,136.60	\$0.00
16 10N 10E	3	16	Site Preparation, Chemical, Broadcast, Aerial, Combination	84	\$6,716.80	\$0.00

Yearly Totals

665 \$33,189.30 \$512,834.30

2016

16 1N 1E	2	27	Harvest, Mechanical, Thin, Machine, Loblolly	26	\$910.00	\$12,428.00
16 1N 1E	2	30	Harvest, Mechanical, 2nd Thin, Machine, Loblolly	2	\$70.00	\$884.00
16 1N 1E	2	32	Harvest, Mechanical, 2nd Thin, Machine, Loblolly	15	\$525.00	\$6,630.00
16 1N 1E	4	19	Site Preparation, Chemical, Broadcast, Aerial, Combination	57	\$4,560.00	\$0.00
16 1N 1E	4	19	Regeneration, Artificial, Plant, Hand, Loblolly	57	\$4,845.00	\$0.00
16 1N 1E	7	3	Harvest, Mechanical, Thin, Machine, Loblolly	4	\$145.95	\$1,376.10
16 1N 1E	7	6	Harvest, Mechanical, Thin, Machine, Loblolly	4	\$144.20	\$1,359.60
16 1N 1E	7	8	Harvest, Mechanical, Thin, Machine, Loblolly	37	\$1,295.00	\$12,210.00
16 1N 1E	7	26	Harvest, Mechanical, Thin, Machine, Loblolly	11	\$387.10	\$3,649.80
16 1N 1E	7	33	Harvest, Mechanical, Thin, Machine, Loblolly	1	\$51.45	\$485.10
16 2N 1W	5	11	Fire Protection, Other, Burn, Hand, Fuel Reduction	38	\$938.00	\$0.00

STR	Strata	Stand	Activity	Acre	Est. Cost	Est. Revenue
16 2N 1W	5	13	Fire Protection, Other, Burn, Hand, Fuel Reduction	19	\$479.75	\$0.00
16 2N 2W	1	13	Harvest, Mechanical, 2nd Thin, Machine, Loblolly	16	\$560.00	\$7,200.00
16 2N 2W	2	6	Harvest, Mechanical, 1st Thin, Machine, Loblolly	2	\$70.00	\$740.00
16 2N 2W	4	2	Harvest, Mechanical, 2nd Thin, Machine, Loblolly	59	\$2,065.00	\$25,370.00
16 2N 2W	4	5	Harvest, Mechanical, 2nd Thin, Machine, Loblolly	17	\$580.65	\$7,465.50
16 2N 3W	4	6	Harvest, Mechanical, 1st Thin, Machine, Loblolly	3	\$105.00	\$900.00
16 2N 3W	4	7	Harvest, Mechanical, 1st Thin, Machine, Loblolly	103	\$3,604.30	\$30,894.00
16 2N 3W	5	8	Site Preparation, Chemical, Broadcast, Aerial, Combination	86	\$6,880.00	\$0.00
16 2N 3W	5	8	Regeneration, Artificial, Plant, Hand, Loblolly	86	\$7,310.00	\$0.00
16 2N 4W	4	5	Harvest, Mechanical, 2nd Thin, Machine, Loblolly	75	\$2,625.00	\$36,300.00
16 2N 4W	4	16	Harvest, Mechanical, 2nd Thin, Machine, Loblolly	12	\$420.00	\$5,808.00
16 2N 4W	4	17	Harvest, Mechanical, 2nd Thin, Machine, Loblolly	23	\$805.00	\$11,132.00
16 2N 4W	4	19	Harvest, Mechanical, 2nd Thin, Machine, Loblolly	8	\$280.00	\$3,872.00
16 9N 5E	2	6	Harvest, Mechanical, 2nd Thin, Machine, Loblolly	11	\$378.70	\$5,410.00
16 9N 5E	2	10	Harvest, Mechanical, 2nd Thin, Machine, Loblolly	80	\$2,800.00	\$40,000.00
16 9N 5E	2	11	Harvest, Mechanical, 2nd Thin, Machine, Loblolly	22	\$773.85	\$11,055.00
16 9N 5E	6	9	Harvest, Mechanical, Thin, Machine, Loblolly	9	\$315.00	\$4,590.00
16 9N 6E	4	4	Site Preparation, Chemical, Broadcast, Aerial, Combination	57	\$4,275.00	\$0.00
16 9N 6E	4	4	Regeneration, Artificial, Plant, Hand, Loblolly	57	\$4,845.85	\$0.00
16 9N 6E	6	8	Harvest, Mechanical, Thin, Machine, Loblolly	11	\$385.00	\$6,710.00
16 9N 6E	6	14	Harvest, Mechanical, Thin, Machine, Loblolly	6	\$200.90	\$3,501.40
16 9N 6E	6	18	Harvest, Mechanical, Thin, Machine, Loblolly	1	\$34.30	\$597.80
16 9N 6E	6	20	Harvest, Mechanical, Thin, Machine, Loblolly	20	\$692.30	\$12,065.80

STR	Strata	Stand	Activity	Acre	Est. Cost	Est. Revenue
16 9N 6E	6	25	Harvest, Mechanical, Thin, Machine, Loblolly	11	\$395.50	\$6,893.00
16 9N 6E	6	34	Harvest, Mechanical, Thin, Machine, Loblolly	37	\$1,289.05	\$22,466.30
16 9N 7E	6	7	Fire Protection, Other, Burn, Hand, Fuel Reduction	106	\$2,650.00	\$0.00
16 9N 8E	3	25	Regeneration, Artificial, Plant, Hand, Loblolly	80	\$6,800.00	\$0.00
16 9N 8E	3	25	Site Preparation, Chemical, Broadcast, Aerial, Combination	80	\$5,965.50	\$0.00
16 9N 9E	1	25	Harvest, Mechanical, Final, Machine, Misc Hardwood	86	\$3,010.00	\$146,544.00
16 9N 10E	3	7	Harvest, Mechanical, 2nd Thin, Machine, Loblolly	108	\$3,780.00	\$54,000.00

Yearly Totals				1,542	\$78,247.35	\$482,537.40
----------------------	--	--	--	--------------	--------------------	---------------------

2017

16 1N 1W	1	12	Harvest, Mechanical, 1st Thin, Machine, Loblolly	64	\$2,240.00	\$21,760.00
16 1N 1W	2	32	Harvest, Mechanical, Final, Machine, Misc Hardwood	84	\$2,940.00	\$163,212.00
16 1N 1W	5	5	Fire Protection, Other, Burn, Hand, Fuel Reduction	6	\$150.00	\$0.00
16 1N 1W	5	6	Fire Protection, Other, Burn, Hand, Fuel Reduction	24	\$599.25	\$0.00
16 1N 1W	5	9	Fire Protection, Other, Burn, Hand, Fuel Reduction	3	\$81.00	\$0.00
16 1N 1W	5	11	Fire Protection, Other, Burn, Hand, Fuel Reduction	2	\$44.75	\$0.00
16 1N 1W	5	13	Fire Protection, Other, Burn, Hand, Fuel Reduction	5	\$124.75	\$0.00
16 1N 1W	5	14	Fire Protection, Other, Burn, Hand, Fuel Reduction	3	\$73.50	\$0.00
16 1N 1W	5	18	Fire Protection, Other, Burn, Hand, Fuel Reduction	64	\$1,607.00	\$0.00
16 1N 1W	5	28	Fire Protection, Other, Burn, Hand, Fuel Reduction	44	\$1,102.25	\$0.00
16 1N 1W	5	35	Forest Health, Other, Burn, Hand, Southern Pine Beetle	1	\$25.00	\$0.00
16 1N 1W	5	36	Fire Protection, Other, Burn, Hand, Fuel Reduction	4	\$98.75	\$0.00
16 1N 1W	5	37	Fire Protection, Other, Burn, Hand, Fuel Reduction	2	\$38.50	\$0.00
16 2N 4W	2	28	Harvest, Mechanical, 1st Thin, Machine, Loblolly	42	\$1,470.00	\$12,390.00

STR	Strata	Stand	Activity	Acre	Est. Cost	Est. Revenue
16 9N 7E	2	24	Harvest, Mechanical, 2nd Thin, Machine, Loblolly	59	\$2,065.00	\$44,250.00
16 9N 7E	4	1	Harvest, Mechanical, 1st Thin, Machine, Loblolly	82	\$2,870.00	\$27,880.00
16 9N 7E	4	12	Harvest, Mechanical, 1st Thin, Machine, Loblolly	9	\$330.75	\$3,213.00
16 9N 8E	5	5	Harvest, Mechanical, 1st Thin, Machine, Loblolly	3	\$105.00	\$1,020.00
16 9N 8E	5	6	Harvest, Mechanical, 1st Thin, Machine, Loblolly	30	\$1,066.10	\$10,356.40
16 9N 8E	5	19	Harvest, Mechanical, 1st Thin, Machine, Loblolly	7	\$237.30	\$2,305.20
16 9N 8E	5	21	Harvest, Mechanical, 1st Thin, Machine, Loblolly	19	\$663.95	\$6,449.80
16 9N 8E	5	24	Harvest, Mechanical, 1st Thin, Machine, Loblolly	15	\$517.65	\$5,028.60
16 9N 10E	2	5	Harvest, Mechanical, 1st Thin, Machine, Loblolly	81	\$2,825.55	\$27,448.20
16 10N 10E	3	15	Regeneration, Artificial, Plant, Hand, Loblolly	113	\$9,605.00	\$0.00
16 10N 10E	3	15	Site Preparation, Chemical, Broadcast, Aerial, Combination	113	\$9,040.00	\$0.00
16 12N 5E	1	5	Harvest, Mechanical, 2nd Thin, Machine, Loblolly	5	\$175.00	\$2,400.00
16 12N 5E	1	6	Harvest, Mechanical, 2nd Thin, Machine, Loblolly	5	\$175.00	\$2,400.00
16 12N 5E	1	24	Harvest, Mechanical, 2nd Thin, Machine, Loblolly	25	\$875.00	\$12,000.00
16 12N 5E	1	26	Harvest, Mechanical, 2nd Thin, Machine, Loblolly	66	\$2,310.00	\$31,680.00

Yearly Totals	980	\$43,456.05	\$373,793.20
----------------------	------------	--------------------	---------------------

2018

16 1N 1E	7	3	Vegetation Control, Chemical, Broadcast, Aerial, Combination	4	\$291.90	\$0.00
16 2N 2W	2	6	Vegetation Control, Chemical, Broadcast, Aerial, Woody	2	\$154.05	\$0.00
16 2N 2W	3	22	Harvest, Mechanical, 2nd Thin, Machine, Loblolly	104	\$3,640.00	\$46,800.00
16 2N 2W	4	17	Harvest, Mechanical, 2nd Thin, Machine, Loblolly	12	\$420.00	\$5,400.00
16 2N 2W	4	18	Harvest, Mechanical, 2nd Thin, Machine, Loblolly	4	\$140.00	\$1,800.00
16 2N 2W	4	20	Harvest, Mechanical, 2nd Thin, Machine, Loblolly	4	\$140.00	\$1,800.00

STR	Strata	Stand	Activity	Acre	Est. Cost	Est. Revenue
16 2N 3W	2	12	Harvest, Mechanical, 2nd Thin, Machine, Loblolly	75	\$2,639.00	\$33,930.00
16 2N 3W	2	13	Harvest, Mechanical, 2nd Thin, Machine, Loblolly	40	\$1,400.00	\$18,000.00
16 2N 3W	4	6	Forest Health, Other, Burn, Hand, Southern Pine Beetle	3	\$72.25	\$0.00
16 2N 4W	1	10	Harvest, Mechanical, Thin, Machine, Loblolly	31	\$1,096.90	\$20,997.80
16 2N 4W	1	15	Harvest, Mechanical, Thin, Machine, Loblolly	57	\$2,002.35	\$38,330.70
16 2N 4W	1	18	Harvest, Mechanical, Thin, Machine, Loblolly	33	\$1,155.00	\$22,110.00
16 2N 4W	4	4	Harvest, Mechanical, 2nd Thin, Machine, Loblolly	52	\$1,820.00	\$25,168.00
16 2N 4W	4	5	Vegetation Control, Chemical, Broadcast, Aerial, Combination	75	\$4,875.00	\$0.00
16 2N 4W	4	16	Vegetation Control, Chemical, Broadcast, Aerial, Combination	12	\$780.00	\$0.00
16 2N 4W	4	17	Vegetation Control, Chemical, Broadcast, Aerial, Combination	23	\$1,495.00	\$0.00
16 2N 4W	4	19	Vegetation Control, Chemical, Broadcast, Aerial, Combination	8	\$520.00	\$0.00
16 2N 4W	7	6	Harvest, Mechanical, 2nd Thin, Machine, Loblolly	7	\$247.80	\$4,035.60
16 2N 4W	7	9	Harvest, Mechanical, 2nd Thin, Machine, Loblolly	35	\$1,225.00	\$19,950.00
16 9N 5E	2	10	Forest Health, Other, Burn, Hand, Southern Pine Beetle	80	\$1,995.75	\$0.00
16 9N 5E	2	11	Forest Health, Other, Burn, Hand, Southern Pine Beetle	22	\$552.75	\$0.00
16 9N 5E	2	12	Harvest, Mechanical, 2nd Thin, Machine, Loblolly	6	\$210.00	\$3,000.00
16 9N 5E	2	14	Harvest, Mechanical, 2nd Thin, Machine, Loblolly	111	\$3,885.00	\$55,500.00
16 9N 5E	5	23	Harvest, Mechanical, 1st Thin, Machine, Loblolly	8	\$280.00	\$2,720.00
16 9N 5E	5	24	Harvest, Mechanical, 1st Thin, Machine, Loblolly	50	\$1,740.20	\$16,904.80
16 9N 8E	6	7	Harvest, Mechanical, 1st Thin, Machine, Loblolly	41	\$1,420.65	\$13,394.70
16 9N 8E	6	16	Harvest, Mechanical, 1st Thin, Machine, Loblolly	12	\$420.00	\$3,960.00
16 9N 8E	6	17	Harvest, Mechanical, 1st Thin, Machine, Loblolly	3	\$100.45	\$947.10
16 9N 9E	1	25	Regeneration, Artificial, Plant, Hand, Misc Red Oak	86	\$10,750.00	\$0.00

STR	Strata	Stand	Activity	Acre	Est. Cost	Est. Revenue
16 9N 9E	1	25	Site Preparation, Chemical, Broadcast, Aerial, Combination	86	\$6,880.00	\$0.00
16 9N 10E	1	3	Harvest, Mechanical, Final, Machine, Misc Red Oak	74	\$2,590.00	\$136,678.00
16 10N 10E	1	2	Harvest, Mechanical, 1st Thin, Machine, Loblolly	53	\$1,855.00	\$17,490.00
16 10N 10E	1	8	Harvest, Mechanical, 1st Thin, Machine, Loblolly	85	\$2,962.05	\$27,927.90

Yearly Totals

1.298 \$59,756.10 \$516,844.60

2019

16 1N 1W	1	12	Fire Protection, Other, Burn, Hand, Fuel Reduction	64	\$1,600.00	\$0.00
16 1N 1W	2	32	Regeneration, Artificial, Plant, Hand, Loblolly	84	\$7,140.00	\$0.00
16 1N 1W	2	32	Site Preparation, Chemical, Broadcast, Aerial, Combination	84	\$6,720.00	\$0.00
16 2N 3W	3	10	Harvest, Mechanical, Thin, Machine, Loblolly	126	\$4,410.00	\$85,680.00
16 9N 6E	5	15	Harvest, Mechanical, 1st Thin, Machine, Loblolly	3	\$105.00	\$1,020.00
16 9N 6E	5	17	Harvest, Mechanical, 1st Thin, Machine, Loblolly	4	\$138.25	\$1,343.00
16 9N 6E	5	24	Harvest, Mechanical, 1st Thin, Machine, Loblolly	1	\$48.65	\$472.60
16 9N 6E	5	29	Harvest, Mechanical, 1st Thin, Machine, Loblolly	31	\$1,084.30	\$10,533.20
16 9N 6E	5	31	Harvest, Mechanical, 1st Thin, Machine, Loblolly	17	\$597.45	\$5,803.80
16 9N 6E	5	33	Harvest, Mechanical, 1st Thin, Machine, Loblolly	2	\$86.10	\$836.40
16 9N 6E	5	43	Harvest, Mechanical, 1st Thin, Machine, Loblolly	52	\$1,824.55	\$17,724.20
16 9N 7E	3	20	Harvest, Mechanical, Thin, Machine, Loblolly	50	\$1,750.00	\$37,500.00
16 9N 7E	3	21	Harvest, Mechanical, Thin, Machine, Loblolly	14	\$505.40	\$10,830.00
16 9N 8E	3	1	Harvest, Mechanical, Final, Machine, Loblolly	63	\$2,205.00	\$127,764.00
16 9N 8E	5	5	Vegetation Control, Chemical, Broadcast, Aerial, Woody	3	\$222.30	\$0.00
16 9N 8E	5	6	Vegetation Control, Chemical, Broadcast, Aerial, Woody	30	\$1,979.90	\$0.00
16 9N 8E	5	19	Vegetation Control, Chemical, Broadcast, Aerial, Woody	7	\$440.70	\$0.00

STR	Strata	Stand	Activity	Acre	Est. Cost	Est. Revenue
16 9N 8E	5	21	Vegetation Control, Chemical, Broadcast, Aerial, Woody	19	\$1,233.05	\$0.00
16 9N 8E	5	24	Vegetation Control, Chemical, Broadcast, Aerial, Woody	15	\$961.35	\$0.00
16 9N 9E	6	2	Harvest, Mechanical, Thin, Machine, Loblolly	12	\$420.00	\$8,160.00
16 9N 9E	6	14	Harvest, Mechanical, Thin, Machine, Loblolly	5	\$187.25	\$3,638.00
16 9N 9E	6	20	Harvest, Mechanical, Thin, Machine, Loblolly	34	\$1,201.90	\$23,351.20
16 9N 9E	6	23	Harvest, Mechanical, Thin, Machine, Loblolly	1	\$35.00	\$680.00
16 9N 9E	6	34	Harvest, Mechanical, Thin, Machine, Loblolly	1	\$35.00	\$680.00
16 9N 10E	2	5	Fire Protection, Other, Burn, Hand, Fuel Reduction	81	\$2,018.25	\$0.00
16 9N 10E	4	8	Harvest, Mechanical, Thin, Machine, Loblolly	13	\$455.00	\$8,840.00
16 9N 10E	4	9	Harvest, Mechanical, Thin, Machine, Loblolly	7	\$255.50	\$4,964.00
16 9N 10E	4	10	Harvest, Mechanical, Thin, Machine, Loblolly	4	\$136.85	\$2,658.80
16 10N 10E	2	17	Harvest, Mechanical, 1st Thin, Machine, Loblolly	58	\$2,030.00	\$17,516.00
16 12N 5E	1	13	Harvest, Mechanical, 2nd Thin, Machine, Loblolly	46	\$1,610.00	\$22,080.00
16 12N 5E	5	20	Harvest, Mechanical, 2nd Thin, Machine, Loblolly	10	\$352.80	\$4,838.40
16 12N 5E	5	27	Harvest, Mechanical, 2nd Thin, Machine, Loblolly	27	\$945.00	\$12,960.00

Yearly Totals	971	\$42,734.55	\$409,873.60
----------------------	------------	--------------------	---------------------

2020

16 1N 1E	4	18	Harvest, Mechanical, Final, Machine, Loblolly	82	\$2,870.00	\$125,214.00
16 1N 1E	6	20	Harvest, Mechanical, Final, Machine, Loblolly	14	\$490.00	\$26,068.00
16 1N 1E	6	21	Harvest, Mechanical, Final, Machine, Loblolly	5	\$175.00	\$8,560.00
16 2N 2W	3	25	Harvest, Mechanical, 2nd Thin, Machine, Loblolly	123	\$4,305.00	\$55,350.00
16 2N 4W	4	4	Vegetation Control, Chemical, Broadcast, Aerial, Combination	52	\$3,380.00	\$0.00
16 9N 5E	2	12	Forest Health, Other, Burn, Hand, Southern Pine Beetle	6	\$150.00	\$0.00

STR	Strata	Stand	Activity	Acre	Est. Cost	Est. Revenue
16 9N 5E	2	14	Forest Health, Other, Burn, Hand, Southern Pine Beetle	111	\$2,775.00	\$0.00
16 9N 5E	2	20	Harvest, Mechanical, 2nd Thin, Machine, Loblolly	39	\$1,365.00	\$19,500.00
16 9N 5E	4	1	Harvest, Mechanical, Thin, Machine, Loblolly	57	\$1,995.00	\$46,740.00
16 9N 5E	4	2	Harvest, Mechanical, Thin, Machine, Loblolly	2	\$62.65	\$1,467.80
16 9N 5E	4	5	Harvest, Mechanical, Thin, Machine, Loblolly	7	\$233.80	\$5,477.60
16 9N 5E	5	23	Forest Health, Other, Burn, Hand, Southern Pine Beetle	8	\$211.25	\$0.00
16 9N 5E	5	24	Forest Health, Other, Burn, Hand, Southern Pine Beetle	50	\$1,243.00	\$0.00
16 9N 6E	2	12	Harvest, Mechanical, 1st Thin, Machine, Loblolly	36	\$1,260.00	\$12,240.00
16 9N 6E	2	13	Harvest, Mechanical, 1st Thin, Machine, Loblolly	29	\$1,000.30	\$9,717.20
16 9N 6E	2	21	Harvest, Mechanical, 1st Thin, Machine, Loblolly	39	\$1,363.25	\$13,243.00
16 9N 6E	2	48	Harvest, Mechanical, 1st Thin, Machine, Loblolly	1	\$25.20	\$244.80
16 9N 7E	6	7	Harvest, Mechanical, 2nd Thin, Machine, Loblolly	106	\$3,710.00	\$47,700.00
16 9N 7E	7	2	Harvest, Mechanical, 1st Thin, Machine, Loblolly	1	\$31.85	\$309.40
16 9N 7E	7	3	Harvest, Mechanical, 1st Thin, Machine, Loblolly	1	\$35.00	\$340.00
16 9N 7E	7	6	Harvest, Mechanical, 1st Thin, Machine, Loblolly	50	\$1,738.80	\$16,891.20
16 9N 7E	7	9	Harvest, Mechanical, 1st Thin, Machine, Loblolly	7	\$231.70	\$2,250.80
16 9N 7E	7	10	Harvest, Mechanical, 1st Thin, Machine, Loblolly	9	\$319.55	\$3,104.20
16 9N 8E	6	7	Vegetation Control, Chemical, Broadcast, Aerial, Combination	41	\$2,638.35	\$0.00
16 9N 8E	6	16	Vegetation Control, Chemical, Broadcast, Aerial, Combination	12	\$762.45	\$0.00
16 9N 8E	6	17	Vegetation Control, Chemical, Broadcast, Aerial, Combination	3	\$186.55	\$0.00
16 9N 9E	1	18	Harvest, Mechanical, Final, Machine, Misc Hardwood	98	\$3,430.00	\$195,608.00
16 9N 10E	1	3	Site Preparation, Chemical, Broadcast, Aerial, Combination	74	\$5,920.00	\$0.00
16 9N 10E	1	3	Site Preparation, Other, Burn, Hand, Debris	74	\$1,850.00	\$0.00

STR	Strata	Stand	Activity	Acre	Est. Cost	Est. Revenue	
16 9N 10E	1	3	Regeneration, Artificial, Plant, Hand, Loblolly	74	\$6,290.00	\$0.00	
16 10N 10E	1	2	Fire Protection, Other, Burn, Hand, Fuel Reduction	53	\$1,322.00	\$0.00	
16 10N 10E	1	8	Fire Protection, Other, Burn, Hand, Fuel Reduction	85	\$2,125.00	\$0.00	
				Yearly Totals	1.346	\$53,495.70	\$590,026.00

2021

16 1N 1E	4	18	Regeneration, Artificial, Plant, Hand, Loblolly	82	\$6,970.00	\$0.00
16 1N 1E	4	18	Site Preparation, Chemical, Broadcast, Aerial, Combination	82	\$6,560.00	\$0.00
16 1N 1E	6	20	Regeneration, Artificial, Plant, Hand, Loblolly	14	\$1,190.00	\$0.00
16 1N 1E	6	20	Site Preparation, Chemical, Broadcast, Aerial, Combination	14	\$1,120.00	\$0.00
16 1N 1E	6	21	Site Preparation, Chemical, Broadcast, Aerial, Combination	5	\$400.00	\$0.00
16 1N 1E	6	21	Regeneration, Artificial, Plant, Hand, Loblolly	5	\$425.00	\$0.00
16 1N 1W	5	18	Harvest, Mechanical, 2nd Thin, Machine, Loblolly	64	\$2,240.00	\$28,800.00
16 1N 1W	6	29	Harvest, Mechanical, 2nd Thin, Machine, Loblolly	11	\$385.00	\$4,950.00
16 2N 1W	2	21	Harvest, Mechanical, 2nd Thin, Machine, Loblolly	19	\$665.00	\$8,550.00
16 2N 1W	2	24	Harvest, Mechanical, 2nd Thin, Machine, Loblolly	5	\$164.85	\$2,119.50
16 2N 1W	5	11	Harvest, Mechanical, Thin, Machine, Loblolly	38	\$1,330.00	\$28,500.00
16 2N 1W	5	13	Harvest, Mechanical, Thin, Machine, Loblolly	19	\$671.65	\$14,392.50
16 2N 1W	5	15	Harvest, Mechanical, Thin, Machine, Loblolly	5	\$175.00	\$3,100.00
16 2N 3W	3	10	Forest Health, Other, Burn, Hand, Southern Pine Beetle	126	\$3,150.00	\$0.00
16 9N 5E	3	21	Harvest, Mechanical, Thin, Machine, Misc Red Oak	49	\$1,715.00	\$67,865.00
16 9N 6E	5	24	Vegetation Control, Chemical, Broadcast, Aerial, Woody	1	\$90.35	\$0.00
16 9N 8E	1	9	Harvest, Mechanical, Thin, Machine, Loblolly	63	\$2,205.00	\$47,250.00
16 9N 8E	1	10	Harvest, Mechanical, Thin, Machine, Loblolly	9	\$316.05	\$6,772.50

STR	Strata	Stand	Activity	Acre	Est. Cost	Est. Revenue	
16 9N 8E	1	12	Harvest, Mechanical, Thin, Machine, Loblolly	17	\$610.40	\$13,080.00	
16 9N 8E	3	1	Regeneration, Artificial, Plant, Hand, Loblolly	63	\$5,355.00	\$0.00	
16 9N 8E	3	1	Site Preparation, Chemical, Broadcast, Aerial, Combination	63	\$4,725.00	\$0.00	
16 9N 9E	1	18	Regeneration, Artificial, Plant, Hand, Misc Red Oak	98	\$12,250.00	\$0.00	
16 9N 9E	1	18	Site Preparation, Chemical, Broadcast, Aerial, Combination	98	\$7,840.00	\$0.00	
16 9N 9E	6	2	Fire Protection, Other, Burn, Hand, Fuel Reduction	12	\$312.25	\$0.00	
16 9N 9E	6	14	Fire Protection, Other, Burn, Hand, Fuel Reduction	5	\$125.00	\$0.00	
16 9N 9E	6	20	Fire Protection, Other, Burn, Hand, Fuel Reduction	34	\$858.50	\$0.00	
16 9N 9E	6	23	Fire Protection, Other, Burn, Hand, Fuel Reduction	1	\$25.00	\$0.00	
16 9N 9E	6	34	Fire Protection, Other, Burn, Hand, Fuel Reduction	1	\$25.00	\$0.00	
16 10N 10E	2	17	Fire Protection, Other, Burn, Hand, Fuel Reduction	58	\$1,445.00	\$0.00	
16 10N 10E	3	13	Harvest, Mechanical, Final, Machine, Loblolly	24	\$840.00	\$48,336.00	
16 10N 10E	5	4	Harvest, Mechanical, Final, Machine, Loblolly	17	\$588.70	\$35,961.16	
16 10N 10E	5	7	Harvest, Mechanical, Final, Machine, Loblolly	4	\$131.25	\$8,017.50	
16 10N 10E	5	11	Harvest, Mechanical, Final, Machine, Loblolly	4	\$128.80	\$7,867.84	
16 10N 10E	5	12	Harvest, Mechanical, Final, Machine, Loblolly	35	\$1,225.00	\$74,830.00	
16 10N 10E	5	20	Harvest, Mechanical, Final, Machine, Loblolly	12	\$427.00	\$26,083.60	
16 12N 5E	5	16	Harvest, Mechanical, 2nd Thin, Machine, Loblolly	18	\$630.00	\$8,640.00	
16 12N 5E	5	17	Harvest, Mechanical, 2nd Thin, Machine, Loblolly	76	\$2,660.00	\$36,480.00	
				Yearly Totals	1.252	\$69,974.80	\$471,595.60
				Grand Totals	12.519	\$609,068.45	\$4,839,361.00

Stand Activity Summary for
Copiah County BOE

Filters Applied: County: Copiah
 Client Class: School Trust Land
 District: Capital District
 Client: Copiah County BOE
 STR:
 Activity: Harvest
 Year: 2012 Through 2021

STR	Strata	Stand	Activity	Acre	Est. Cost	Est. Revenue
2012						
16 2N 2W	3	22	Harvest, Mechanical, 1st Thin, Machine, Loblolly	104	\$3,640.00	\$34,320.00
16 2N 2W	3	25	Harvest, Mechanical, 1st Thin, Machine, Loblolly	123	\$4,306.75	\$40,606.50
16 2N 2W	4	17	Harvest, Mechanical, 1st Thin, Machine, Loblolly	12	\$420.00	\$4,080.00
16 2N 2W	4	18	Harvest, Mechanical, 1st Thin, Machine, Loblolly	4	\$140.00	\$1,360.00
16 2N 2W	4	20	Harvest, Mechanical, 1st Thin, Machine, Loblolly	4	\$140.00	\$1,360.00
16 2N 2W	7	10	Harvest, Mechanical, Final, Machine, Loblolly	64	\$2,240.00	\$116,480.00
16 2N 2W	7	29	Harvest, Mechanical, Final, Machine, Loblolly	16	\$560.00	\$28,960.00
16 2N 3W	2	12	Harvest, Mechanical, 1st Thin, Machine, Loblolly	75	\$2,625.00	\$25,500.00
16 2N 3W	2	13	Harvest, Mechanical, 1st Thin, Machine, Loblolly	40	\$1,392.65	\$13,528.60
16 2N 4W	1	10	Harvest, Mechanical, 2nd Thin, Machine, Loblolly	31	\$1,096.90	\$14,103.00
16 2N 4W	1	15	Harvest, Mechanical, 2nd Thin, Machine, Loblolly	57	\$2,002.35	\$25,744.50
16 2N 4W	1	18	Harvest, Mechanical, 2nd Thin, Machine, Loblolly	33	\$1,155.00	\$14,850.00
16 2N 4W	5	2	Harvest, Mechanical, Final, Machine, Loblolly	81	\$2,835.00	\$135,513.00
16 2N 4W	5	27	Harvest, Mechanical, Final, Machine, Misc Red Oak	5	\$175.00	\$8,115.00
16 2N 4W	7	6	Harvest, Mechanical, 1st Thin, Machine, Loblolly	7	\$247.80	\$3,115.20
16 2N 4W	7	9	Harvest, Mechanical, 1st Thin, Machine, Loblolly	35	\$1,225.00	\$15,400.00
16 9N 10E	4	8	Harvest, Mechanical, 2nd Thin, Machine, Loblolly	13	\$455.00	\$5,850.00
16 9N 10E	4	9	Harvest, Mechanical, 2nd Thin, Machine, Loblolly	7	\$255.50	\$3,285.00

STR	Strata	Stand	Activity	Acre	Est. Cost	Est. Revenue
16 9N 10E	4	10	Harvest, Mechanical, 2nd Thin, Machine, Loblolly	4	\$136.85	\$1,759.50

Yearly Totals				716	\$25,048.80	\$493,930.30
----------------------	--	--	--	------------	--------------------	---------------------

2013

16 2N 2W	5	7	Harvest, Mechanical, 1st Thin, Machine, Loblolly	14	\$490.00	\$4,620.00
16 2N 2W	5	8	Harvest, Mechanical, 1st Thin, Machine, Loblolly	14	\$481.95	\$4,544.10
16 2N 2W	5	15	Harvest, Mechanical, 1st Thin, Machine, Loblolly	74	\$2,579.85	\$24,324.30
16 2N 2W	5	23	Harvest, Mechanical, 1st Thin, Machine, Loblolly	7	\$249.90	\$2,356.20
16 2N 2W	8	14	Harvest, Mechanical, 1st Thin, Machine, Loblolly	20	\$700.00	\$6,800.00
16 2N 3W	3	10	Harvest, Mechanical, 2nd Thin, Machine, Loblolly	126	\$4,410.00	\$63,000.00
16 2N 3W	5	2	Harvest, Mechanical, Final, Machine, Loblolly	22	\$770.00	\$41,800.00
16 2N 3W	5	4	Harvest, Mechanical, Final, Machine, Loblolly	65	\$2,275.00	\$126,230.00
16 9N 7E	3	20	Harvest, Mechanical, 2nd Thin, Machine, Loblolly	50	\$1,750.00	\$22,500.00
16 9N 7E	3	21	Harvest, Mechanical, 2nd Thin, Machine, Loblolly	14	\$505.40	\$6,498.00
16 9N 9E	6	2	Harvest, Mechanical, 2nd Thin, Machine, Loblolly	12	\$420.00	\$5,400.00
16 9N 9E	6	14	Harvest, Mechanical, 2nd Thin, Machine, Loblolly	5	\$187.25	\$2,407.50
16 9N 9E	6	20	Harvest, Mechanical, 2nd Thin, Machine, Loblolly	34	\$1,190.00	\$15,300.00
16 9N 9E	6	23	Harvest, Mechanical, 2nd Thin, Machine, Loblolly	0	\$12.25	\$157.50
16 9N 9E	6	34	Harvest, Mechanical, 2nd Thin, Machine, Loblolly	1	\$35.00	\$450.00
16 10N 10E	3	16	Harvest, Mechanical, Final, Machine, Loblolly	84	\$2,940.00	\$161,196.00

Yearly Totals				543	\$18,996.60	\$487,583.60
----------------------	--	--	--	------------	--------------------	---------------------

2014

16 1N 1E	4	19	Harvest, Mechanical, Final, Machine, Loblolly	57	\$1,995.00	\$96,786.00
16 2N 1W	2	21	Harvest, Mechanical, 1st Thin, Machine, Loblolly	19	\$665.00	\$6,536.00

STR	Strata	Stand	Activity	Acre	Est. Cost	Est. Revenue
16 2N 1W	2	24	Harvest, Mechanical, 1st Thin, Machine, Loblolly	5	\$175.00	\$1,700.00
16 2N 1W	5	11	Harvest, Mechanical, 2nd Thin, Machine, Loblolly	38	\$1,330.00	\$17,480.00
16 2N 1W	5	13	Harvest, Mechanical, 2nd Thin, Machine, Loblolly	19	\$671.65	\$8,827.40
16 2N 1W	5	15	Harvest, Mechanical, 2nd Thin, Machine, Loblolly	5	\$175.00	\$1,950.00
16 9N 6E	4	4	Harvest, Mechanical, Final, Machine, Loblolly	57	\$1,995.00	\$127,224.00
16 9N 7E	6	7	Harvest, Mechanical, 1st Thin, Machine, Loblolly	106	\$3,710.00	\$34,980.00
16 9N 8E	1	9	Harvest, Mechanical, 2nd Thin, Machine, Loblolly	63	\$2,190.30	\$28,161.00
16 9N 8E	1	10	Harvest, Mechanical, 2nd Thin, Machine, Loblolly	9	\$315.00	\$4,050.00
16 9N 8E	1	12	Harvest, Mechanical, 2nd Thin, Machine, Loblolly	17	\$610.40	\$7,848.00
16 9N 8E	3	25	Harvest, Mechanical, Final, Machine, Loblolly	80	\$2,800.00	\$164,800.00

Yearly Totals

475

\$16,632.35

\$500,342.40

2015

16 1N 1W	5	5	Harvest, Mechanical, 1st Thin, Machine, Loblolly	6	\$201.95	\$1,961.80
16 1N 1W	5	6	Harvest, Mechanical, 1st Thin, Machine, Loblolly	24	\$838.95	\$8,149.80
16 1N 1W	5	9	Harvest, Mechanical, 1st Thin, Machine, Loblolly	3	\$113.40	\$1,101.60
16 1N 1W	5	11	Harvest, Mechanical, 1st Thin, Machine, Loblolly	2	\$62.65	\$608.60
16 1N 1W	5	13	Harvest, Mechanical, 1st Thin, Machine, Loblolly	5	\$175.00	\$1,700.00
16 1N 1W	5	14	Harvest, Mechanical, 1st Thin, Machine, Loblolly	3	\$102.90	\$999.60
16 1N 1W	5	18	Harvest, Mechanical, 1st Thin, Machine, Loblolly	64	\$2,249.80	\$21,855.20
16 1N 1W	5	28	Harvest, Mechanical, 1st Thin, Machine, Loblolly	44	\$1,543.15	\$14,990.60
16 1N 1W	5	35	Harvest, Mechanical, Thin, Machine, Loblolly	1	\$35.00	\$302.00
16 1N 1W	5	36	Harvest, Mechanical, 1st Thin, Machine, Loblolly	4	\$138.25	\$1,343.00
16 1N 1W	5	37	Harvest, Mechanical, 1st Thin, Machine, Loblolly	2	\$53.90	\$523.60

STR	Strata	Stand	Activity	Acre	Est. Cost	Est. Revenue
16 1N 1W	6	29	Harvest, Mechanical, 1st Thin, Machine, Loblolly	11	\$385.00	\$3,740.00
16 2N 3W	5	8	Harvest, Mechanical, Final, Machine, Loblolly	86	\$3,010.00	\$185,072.00
16 9N 6E	1	6	Harvest, Mechanical, 2nd Thin, Machine, Loblolly	16	\$574.35	\$7,384.50
16 9N 6E	1	16	Harvest, Mechanical, 2nd Thin, Machine, Loblolly	4	\$140.00	\$1,800.00
16 9N 6E	1	22	Harvest, Mechanical, 2nd Thin, Machine, Loblolly	15	\$508.55	\$6,538.50
16 9N 6E	1	39	Harvest, Mechanical, 2nd Thin, Machine, Loblolly	14	\$496.65	\$6,385.50
16 9N 6E	1	40	Harvest, Mechanical, 2nd Thin, Machine, Loblolly	11	\$397.60	\$5,112.00
16 9N 6E	1	41	Harvest, Mechanical, 2nd Thin, Machine, Loblolly	3	\$98.70	\$1,269.00
16 9N 6E	1	45	Harvest, Mechanical, 2nd Thin, Machine, Loblolly	2	\$66.50	\$855.00
16 10N 10E	3	15	Harvest, Mechanical, Final, Machine, Loblolly	113	\$3,955.00	\$241,142.00

Yearly Totals				433	\$15,147.30	\$512,834.30
----------------------	--	--	--	------------	--------------------	---------------------

2016

16 1N 1E	2	27	Harvest, Mechanical, Thin, Machine, Loblolly	26	\$910.00	\$12,428.00
16 1N 1E	2	30	Harvest, Mechanical, 2nd Thin, Machine, Loblolly	2	\$70.00	\$884.00
16 1N 1E	2	32	Harvest, Mechanical, 2nd Thin, Machine, Loblolly	15	\$525.00	\$6,630.00
16 1N 1E	7	3	Harvest, Mechanical, Thin, Machine, Loblolly	4	\$145.95	\$1,376.10
16 1N 1E	7	6	Harvest, Mechanical, Thin, Machine, Loblolly	4	\$144.20	\$1,359.60
16 1N 1E	7	8	Harvest, Mechanical, Thin, Machine, Loblolly	37	\$1,295.00	\$12,210.00
16 1N 1E	7	26	Harvest, Mechanical, Thin, Machine, Loblolly	11	\$387.10	\$3,649.80
16 1N 1E	7	33	Harvest, Mechanical, Thin, Machine, Loblolly	1	\$51.45	\$485.10
16 2N 2W	1	13	Harvest, Mechanical, 2nd Thin, Machine, Loblolly	16	\$560.00	\$7,200.00
16 2N 2W	2	6	Harvest, Mechanical, 1st Thin, Machine, Loblolly	2	\$70.00	\$740.00
16 2N 2W	4	2	Harvest, Mechanical, 2nd Thin, Machine, Loblolly	59	\$2,065.00	\$25,370.00

STR	Strata	Stand	Activity	Acre	Est. Cost	Est. Revenue	
16 2N 2W	4	5	Harvest, Mechanical, 2nd Thin, Machine, Loblolly	17	\$580.65	\$7,465.50	
16 2N 3W	4	6	Harvest, Mechanical, 1st Thin, Machine, Loblolly	3	\$105.00	\$900.00	
16 2N 3W	4	7	Harvest, Mechanical, 1st Thin, Machine, Loblolly	103	\$3,604.30	\$30,894.00	
16 2N 4W	4	5	Harvest, Mechanical, 2nd Thin, Machine, Loblolly	75	\$2,625.00	\$36,300.00	
16 2N 4W	4	16	Harvest, Mechanical, 2nd Thin, Machine, Loblolly	12	\$420.00	\$5,808.00	
16 2N 4W	4	17	Harvest, Mechanical, 2nd Thin, Machine, Loblolly	23	\$805.00	\$11,132.00	
16 2N 4W	4	19	Harvest, Mechanical, 2nd Thin, Machine, Loblolly	8	\$280.00	\$3,872.00	
16 9N 5E	2	6	Harvest, Mechanical, 2nd Thin, Machine, Loblolly	11	\$378.70	\$5,410.00	
16 9N 5E	2	10	Harvest, Mechanical, 2nd Thin, Machine, Loblolly	80	\$2,800.00	\$40,000.00	
16 9N 5E	2	11	Harvest, Mechanical, 2nd Thin, Machine, Loblolly	22	\$773.85	\$11,055.00	
16 9N 5E	6	9	Harvest, Mechanical, Thin, Machine, Loblolly	9	\$315.00	\$4,590.00	
16 9N 6E	6	8	Harvest, Mechanical, Thin, Machine, Loblolly	11	\$385.00	\$6,710.00	
16 9N 6E	6	14	Harvest, Mechanical, Thin, Machine, Loblolly	6	\$200.90	\$3,501.40	
16 9N 6E	6	18	Harvest, Mechanical, Thin, Machine, Loblolly	1	\$34.30	\$597.80	
16 9N 6E	6	20	Harvest, Mechanical, Thin, Machine, Loblolly	20	\$692.30	\$12,065.80	
16 9N 6E	6	25	Harvest, Mechanical, Thin, Machine, Loblolly	11	\$395.50	\$6,893.00	
16 9N 6E	6	34	Harvest, Mechanical, Thin, Machine, Loblolly	37	\$1,289.05	\$22,466.30	
16 9N 9E	1	25	Harvest, Mechanical, Final, Machine, Misc Hardwood	86	\$3,010.00	\$146,544.00	
16 9N 10E	3	7	Harvest, Mechanical, 2nd Thin, Machine, Loblolly	108	\$3,780.00	\$54,000.00	
				Yearly Totals	820	\$28,698.25	\$482,537.40
2017							
16 1N 1W	1	12	Harvest, Mechanical, 1st Thin, Machine, Loblolly	64	\$2,240.00	\$21,760.00	
16 1N 1W	2	32	Harvest, Mechanical, Final, Machine, Misc Hardwood	84	\$2,940.00	\$163,212.00	

STR	Strata	Stand	Activity	Acre	Est. Cost	Est. Revenue	
16 2N 4W	2	28	Harvest, Mechanical, 1st Thin, Machine, Loblolly	42	\$1,470.00	\$12,390.00	
16 9N 7E	2	24	Harvest, Mechanical, 2nd Thin, Machine, Loblolly	59	\$2,065.00	\$44,250.00	
16 9N 7E	4	1	Harvest, Mechanical, 1st Thin, Machine, Loblolly	82	\$2,870.00	\$27,880.00	
16 9N 7E	4	12	Harvest, Mechanical, 1st Thin, Machine, Loblolly	9	\$330.75	\$3,213.00	
16 9N 8E	5	5	Harvest, Mechanical, 1st Thin, Machine, Loblolly	3	\$105.00	\$1,020.00	
16 9N 8E	5	6	Harvest, Mechanical, 1st Thin, Machine, Loblolly	30	\$1,066.10	\$10,356.40	
16 9N 8E	5	19	Harvest, Mechanical, 1st Thin, Machine, Loblolly	7	\$237.30	\$2,305.20	
16 9N 8E	5	21	Harvest, Mechanical, 1st Thin, Machine, Loblolly	19	\$663.95	\$6,449.80	
16 9N 8E	5	24	Harvest, Mechanical, 1st Thin, Machine, Loblolly	15	\$517.65	\$5,028.60	
16 9N 10E	2	5	Harvest, Mechanical, 1st Thin, Machine, Loblolly	81	\$2,825.55	\$27,448.20	
16 12N 5E	1	5	Harvest, Mechanical, 2nd Thin, Machine, Loblolly	5	\$175.00	\$2,400.00	
16 12N 5E	1	6	Harvest, Mechanical, 2nd Thin, Machine, Loblolly	5	\$175.00	\$2,400.00	
16 12N 5E	1	24	Harvest, Mechanical, 2nd Thin, Machine, Loblolly	25	\$875.00	\$12,000.00	
16 12N 5E	1	26	Harvest, Mechanical, 2nd Thin, Machine, Loblolly	66	\$2,310.00	\$31,680.00	
				Yearly Totals	596	\$20,866.30	\$373,793.20
2018							
16 2N 2W	3	22	Harvest, Mechanical, 2nd Thin, Machine, Loblolly	104	\$3,640.00	\$46,800.00	
16 2N 2W	4	17	Harvest, Mechanical, 2nd Thin, Machine, Loblolly	12	\$420.00	\$5,400.00	
16 2N 2W	4	18	Harvest, Mechanical, 2nd Thin, Machine, Loblolly	4	\$140.00	\$1,800.00	
16 2N 2W	4	20	Harvest, Mechanical, 2nd Thin, Machine, Loblolly	4	\$140.00	\$1,800.00	
16 2N 3W	2	12	Harvest, Mechanical, 2nd Thin, Machine, Loblolly	75	\$2,639.00	\$33,930.00	
16 2N 3W	2	13	Harvest, Mechanical, 2nd Thin, Machine, Loblolly	40	\$1,400.00	\$18,000.00	
16 2N 4W	1	10	Harvest, Mechanical, Thin, Machine, Loblolly	31	\$1,096.90	\$20,997.80	

STR	Strata	Stand	Activity	Acre	Est. Cost	Est. Revenue
16 2N 4W	1	15	Harvest, Mechanical, Thin, Machine, Loblolly	57	\$2,002.35	\$38,330.70
16 2N 4W	1	18	Harvest, Mechanical, Thin, Machine, Loblolly	33	\$1,155.00	\$22,110.00
16 2N 4W	4	4	Harvest, Mechanical, 2nd Thin, Machine, Loblolly	52	\$1,820.00	\$25,168.00
16 2N 4W	7	6	Harvest, Mechanical, 2nd Thin, Machine, Loblolly	7	\$247.80	\$4,035.60
16 2N 4W	7	9	Harvest, Mechanical, 2nd Thin, Machine, Loblolly	35	\$1,225.00	\$19,950.00
16 9N 5E	2	12	Harvest, Mechanical, 2nd Thin, Machine, Loblolly	6	\$210.00	\$3,000.00
16 9N 5E	2	14	Harvest, Mechanical, 2nd Thin, Machine, Loblolly	111	\$3,885.00	\$55,500.00
16 9N 5E	5	23	Harvest, Mechanical, 1st Thin, Machine, Loblolly	8	\$280.00	\$2,720.00
16 9N 5E	5	24	Harvest, Mechanical, 1st Thin, Machine, Loblolly	50	\$1,740.20	\$16,904.80
16 9N 8E	6	7	Harvest, Mechanical, 1st Thin, Machine, Loblolly	41	\$1,420.65	\$13,394.70
16 9N 8E	6	16	Harvest, Mechanical, 1st Thin, Machine, Loblolly	12	\$420.00	\$3,960.00
16 9N 8E	6	17	Harvest, Mechanical, 1st Thin, Machine, Loblolly	3	\$100.45	\$947.10
16 9N 10E	1	3	Harvest, Mechanical, Final, Machine, Misc Red Oak	74	\$2,590.00	\$136,678.00
16 10N 10E	1	2	Harvest, Mechanical, 1st Thin, Machine, Loblolly	53	\$1,855.00	\$17,490.00
16 10N 10E	1	8	Harvest, Mechanical, 1st Thin, Machine, Loblolly	85	\$2,962.05	\$27,927.90

Yearly Totals	897	\$31,389.40	\$516,844.60
----------------------	------------	--------------------	---------------------

2019

16 2N 3W	3	10	Harvest, Mechanical, Thin, Machine, Loblolly	126	\$4,410.00	\$85,680.00
16 9N 6E	5	15	Harvest, Mechanical, 1st Thin, Machine, Loblolly	3	\$105.00	\$1,020.00
16 9N 6E	5	17	Harvest, Mechanical, 1st Thin, Machine, Loblolly	4	\$138.25	\$1,343.00
16 9N 6E	5	24	Harvest, Mechanical, 1st Thin, Machine, Loblolly	1	\$48.65	\$472.60
16 9N 6E	5	29	Harvest, Mechanical, 1st Thin, Machine, Loblolly	31	\$1,084.30	\$10,533.20
16 9N 6E	5	31	Harvest, Mechanical, 1st Thin, Machine, Loblolly	17	\$597.45	\$5,803.80

STR	Strata	Stand	Activity	Acre	Est. Cost	Est. Revenue
16 9N 6E	5	33	Harvest, Mechanical, 1st Thin, Machine, Loblolly	2	\$86.10	\$836.40
16 9N 6E	5	43	Harvest, Mechanical, 1st Thin, Machine, Loblolly	52	\$1,824.55	\$17,724.20
16 9N 7E	3	20	Harvest, Mechanical, Thin, Machine, Loblolly	50	\$1,750.00	\$37,500.00
16 9N 7E	3	21	Harvest, Mechanical, Thin, Machine, Loblolly	14	\$505.40	\$10,830.00
16 9N 8E	3	1	Harvest, Mechanical, Final, Machine, Loblolly	63	\$2,205.00	\$127,764.00
16 9N 9E	6	2	Harvest, Mechanical, Thin, Machine, Loblolly	12	\$420.00	\$8,160.00
16 9N 9E	6	14	Harvest, Mechanical, Thin, Machine, Loblolly	5	\$187.25	\$3,638.00
16 9N 9E	6	20	Harvest, Mechanical, Thin, Machine, Loblolly	34	\$1,201.90	\$23,351.20
16 9N 9E	6	23	Harvest, Mechanical, Thin, Machine, Loblolly	1	\$35.00	\$680.00
16 9N 9E	6	34	Harvest, Mechanical, Thin, Machine, Loblolly	1	\$35.00	\$680.00
16 9N 10E	4	8	Harvest, Mechanical, Thin, Machine, Loblolly	13	\$455.00	\$8,840.00
16 9N 10E	4	9	Harvest, Mechanical, Thin, Machine, Loblolly	7	\$255.50	\$4,964.00
16 9N 10E	4	10	Harvest, Mechanical, Thin, Machine, Loblolly	4	\$136.85	\$2,658.80
16 10N 10E	2	17	Harvest, Mechanical, 1st Thin, Machine, Loblolly	58	\$2,030.00	\$17,516.00
16 12N 5E	1	13	Harvest, Mechanical, 2nd Thin, Machine, Loblolly	46	\$1,610.00	\$22,080.00
16 12N 5E	5	20	Harvest, Mechanical, 2nd Thin, Machine, Loblolly	10	\$352.80	\$4,838.40
16 12N 5E	5	27	Harvest, Mechanical, 2nd Thin, Machine, Loblolly	27	\$945.00	\$12,960.00

Yearly Totals				583	\$20,419.00	\$409,873.60
----------------------	--	--	--	------------	--------------------	---------------------

2020

16 1N 1E	4	18	Harvest, Mechanical, Final, Machine, Loblolly	82	\$2,870.00	\$125,214.00
16 1N 1E	6	20	Harvest, Mechanical, Final, Machine, Loblolly	14	\$490.00	\$26,068.00
16 1N 1E	6	21	Harvest, Mechanical, Final, Machine, Loblolly	5	\$175.00	\$8,560.00
16 2N 2W	3	25	Harvest, Mechanical, 2nd Thin, Machine, Loblolly	123	\$4,305.00	\$55,350.00

STR	Strata	Stand	Activity	Acre	Est. Cost	Est. Revenue
16 9N 5E	2	20	Harvest, Mechanical, 2nd Thin, Machine, Loblolly	39	\$1,365.00	\$19,500.00
16 9N 5E	4	1	Harvest, Mechanical, Thin, Machine, Loblolly	57	\$1,995.00	\$46,740.00
16 9N 5E	4	2	Harvest, Mechanical, Thin, Machine, Loblolly	2	\$62.65	\$1,467.80
16 9N 5E	4	5	Harvest, Mechanical, Thin, Machine, Loblolly	7	\$233.80	\$5,477.60
16 9N 6E	2	12	Harvest, Mechanical, 1st Thin, Machine, Loblolly	36	\$1,260.00	\$12,240.00
16 9N 6E	2	13	Harvest, Mechanical, 1st Thin, Machine, Loblolly	29	\$1,000.30	\$9,717.20
16 9N 6E	2	21	Harvest, Mechanical, 1st Thin, Machine, Loblolly	39	\$1,363.25	\$13,243.00
16 9N 6E	2	48	Harvest, Mechanical, 1st Thin, Machine, Loblolly	1	\$25.20	\$244.80
16 9N 7E	6	7	Harvest, Mechanical, 2nd Thin, Machine, Loblolly	106	\$3,710.00	\$47,700.00
16 9N 7E	7	2	Harvest, Mechanical, 1st Thin, Machine, Loblolly	1	\$31.85	\$309.40
16 9N 7E	7	3	Harvest, Mechanical, 1st Thin, Machine, Loblolly	1	\$35.00	\$340.00
16 9N 7E	7	6	Harvest, Mechanical, 1st Thin, Machine, Loblolly	50	\$1,738.80	\$16,891.20
16 9N 7E	7	9	Harvest, Mechanical, 1st Thin, Machine, Loblolly	7	\$231.70	\$2,250.80
16 9N 7E	7	10	Harvest, Mechanical, 1st Thin, Machine, Loblolly	9	\$319.55	\$3,104.20
16 9N 9E	1	18	Harvest, Mechanical, Final, Machine, Misc Hardwood	98	\$3,430.00	\$195,608.00

Yearly Totals				704	\$24,642.10	\$590,026.00
---------------	--	--	--	-----	-------------	--------------

2021

16 1N 1W	5	18	Harvest, Mechanical, 2nd Thin, Machine, Loblolly	64	\$2,240.00	\$28,800.00
16 1N 1W	6	29	Harvest, Mechanical, 2nd Thin, Machine, Loblolly	11	\$385.00	\$4,950.00
16 2N 1W	2	21	Harvest, Mechanical, 2nd Thin, Machine, Loblolly	19	\$665.00	\$8,550.00
16 2N 1W	2	24	Harvest, Mechanical, 2nd Thin, Machine, Loblolly	5	\$164.85	\$2,119.50
16 2N 1W	5	11	Harvest, Mechanical, Thin, Machine, Loblolly	38	\$1,330.00	\$28,500.00
16 2N 1W	5	13	Harvest, Mechanical, Thin, Machine, Loblolly	19	\$671.65	\$14,392.50

STR	Strata	Stand	Activity	Acre	Est. Cost	Est. Revenue	
16 2N 1W	5	15	Harvest, Mechanical, Thin, Machine, Loblolly	5	\$175.00	\$3,100.00	
16 9N 5E	3	21	Harvest, Mechanical, Thin, Machine, Misc Red Oak	49	\$1,715.00	\$67,865.00	
16 9N 8E	1	9	Harvest, Mechanical, Thin, Machine, Loblolly	63	\$2,205.00	\$47,250.00	
16 9N 8E	1	10	Harvest, Mechanical, Thin, Machine, Loblolly	9	\$316.05	\$6,772.50	
16 9N 8E	1	12	Harvest, Mechanical, Thin, Machine, Loblolly	17	\$610.40	\$13,080.00	
16 10N 10E	3	13	Harvest, Mechanical, Final, Machine, Loblolly	24	\$840.00	\$48,336.00	
16 10N 10E	5	4	Harvest, Mechanical, Final, Machine, Loblolly	17	\$588.70	\$35,961.16	
16 10N 10E	5	7	Harvest, Mechanical, Final, Machine, Loblolly	4	\$131.25	\$8,017.50	
16 10N 10E	5	11	Harvest, Mechanical, Final, Machine, Loblolly	4	\$128.80	\$7,867.84	
16 10N 10E	5	12	Harvest, Mechanical, Final, Machine, Loblolly	35	\$1,225.00	\$74,830.00	
16 10N 10E	5	20	Harvest, Mechanical, Final, Machine, Loblolly	12	\$427.00	\$26,083.60	
16 12N 5E	5	16	Harvest, Mechanical, 2nd Thin, Machine, Loblolly	18	\$630.00	\$8,640.00	
16 12N 5E	5	17	Harvest, Mechanical, 2nd Thin, Machine, Loblolly	76	\$2,660.00	\$36,480.00	
				Yearly Totals	489	\$17,108.70	\$471,595.60
				Grand Totals	6,256	\$218,948.80	\$4,839,361.00

Property Activities Report

Filters Applied: County: Copiah
 Client Class: School Trust Land
 District: Capital District
 Client: Copiah County BOE
 STR:
 Year: 2012 Through 2021

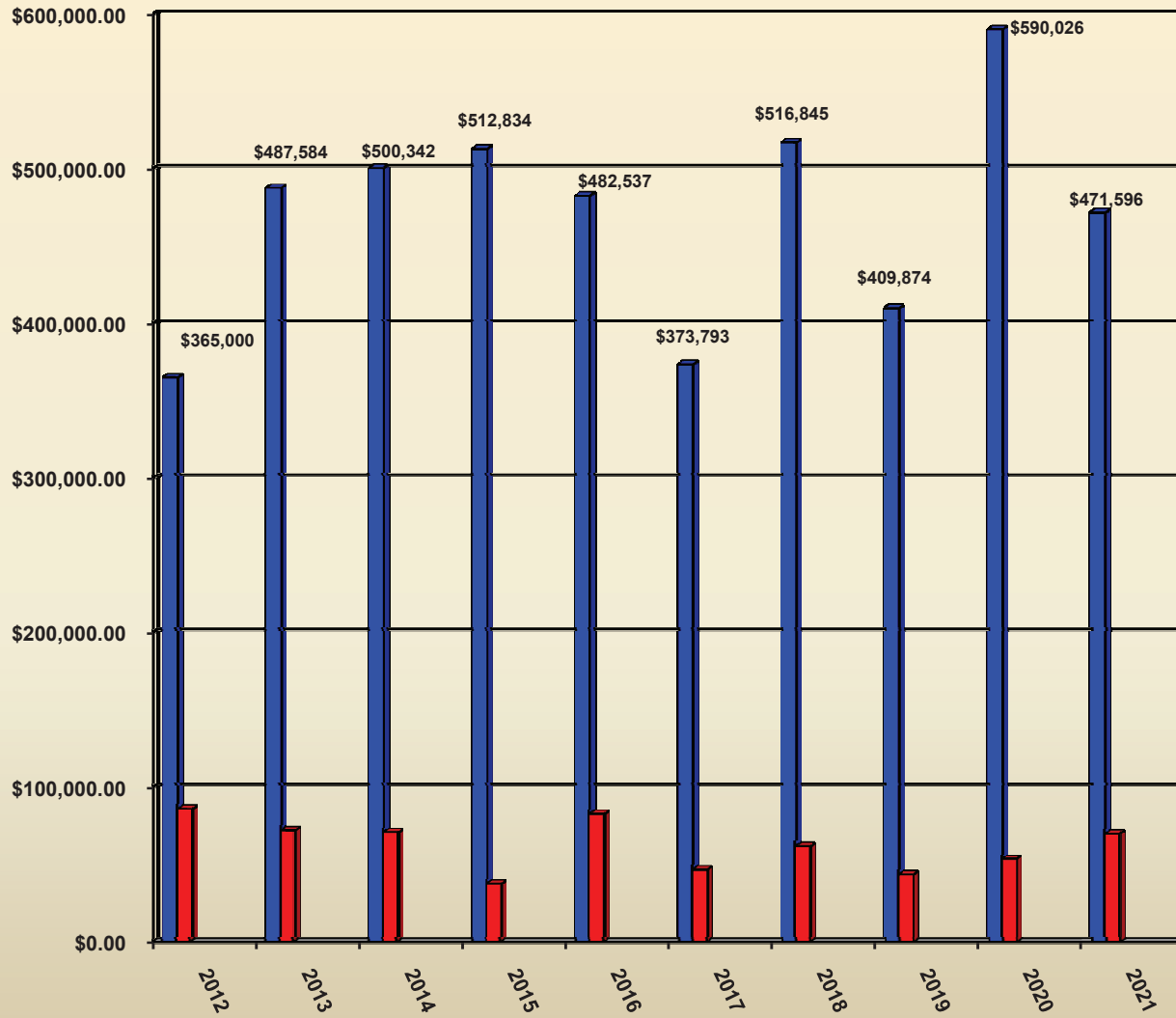
Client Name	Plan Year	STR	Act. Name	Method	Practice	Application	Est. Cost	Act. Object	Est. Miles
Copiah County BOE									
2012									
16 9N 7E									
Property Activities									
				Maintain	Paint	Hand	\$548.71	Property Boundary	3.997
Totals							\$548.71		3.997
16 9N 10E									
Property Activities									
				Maintain	Paint	Hand	\$558.42	Property Boundary	3.991
Totals							\$558.42		3.991
Summary for 'PlanYear' = 2012									
Totals							\$1,107.13		7.988
2015									
16 2N 3W									
Property Activities									
				Maintain	Paint	Hand	\$1,072.76	Property Boundary	3.976
Totals							\$1,072.76		3.976
16 9N 5E									
Property Activities									
				Maintain	Paint	Hand	\$1,076.53	Property Boundary	3.99
Totals							\$1,076.53		3.99
16 9N 9E									

Client Name	Plan Year	STR	Act. Name	Method	Practice	Application	Est. Cost	Act. Object	Est. Miles
			Property Activities	Maintain	Paint	Hand	\$1,077.07	Property Boundary	3.992
					Totals		\$1,077.07		3.992
		16 12N 5E	Property Activities	Maintain	Paint	Hand	\$974.28	Property Boundary	3.611
					Totals		\$974.28		3.611
					Summary for 'PlanYear' = 2015				
					Totals		\$4,200.64		15.569
	2016								
		16 2N 2W	Property Activities	Maintain	Paint	Hand	\$1,086.52	Property Boundary	4.027
					Totals		\$1,086.52		4.027
		16 2N 4W	Property Activities	Maintain	Paint	Hand	\$1,077.34	Property Boundary	3.993
					Totals		\$1,077.34		3.993
		16 9N 6E	Property Activities	Maintain	Paint	Hand	\$1,076.80	Property Boundary	3.991
					Totals		\$1,076.80		3.991
		16 10N 10E	Property Activities	Maintain	Paint	Hand	\$1,084.63	Property Boundary	4.02
					Totals		\$1,084.63		4.02

Client Name	Plan Year	STR	Act. Name	Method	Practice	Application	Est. Cost	Act. Object	Est. Miles
							Summary for 'PlanYear' = 2016		
							Totals	\$4,325.29	16.031
2017									
16 1N 1E									
Property Activities									
				Maintain	Paint	Hand	\$1,080.04	Property Boundary	4.003
							Totals	\$1,080.04	4.003
16 1N 1W									
Property Activities									
				Maintain	Paint	Hand	\$1,089.48	Property Boundary	4.038
							Totals	\$1,089.48	4.038
16 2N 1W									
Property Activities									
				Maintain	Paint	Hand	\$1,084.09	Property Boundary	4.018
							Totals	\$1,084.09	4.018
							Summary for 'PlanYear' = 2017		
							Totals	\$3,253.61	12.059
2018									
16 9N 7E									
Property Activities									
				Maintain	Paint	Hand	\$1,078.42	Property Boundary	3.997
							Totals	\$1,078.42	3.997
16 9N 10E									
Property Activities									
				Maintain	Paint	Hand	\$1,076.80	Property Boundary	3.991
							Totals	\$1,076.80	3.991
							Summary for 'PlanYear' = 2018		
							Totals	\$2,155.23	7.988

Client Name	Plan Year	STR	Act. Name	Method	Practice	Application	Est. Cost	Act. Object	Est. Miles
	2019								
		16 12N 5E							
			Property Activities						
				Maintain	Paint	Hand	\$974.28	Property Boundary	3.611
						Totals	\$974.28		3.611
						Summary for 'PlanYear' = 2019			
						Totals	\$974.28		3.611
						Summary for Copiah County BOE			
						Totals	\$16,016.18		63.246
Grand Totals							\$16,016.18		63.246

COPIAH COUNTY SCHOOLS PROJECTED REVENUE – EXPENSES 2012-2021



■ REVENUE
■ EXPENSE

These are estimated
Revenue and Expenses

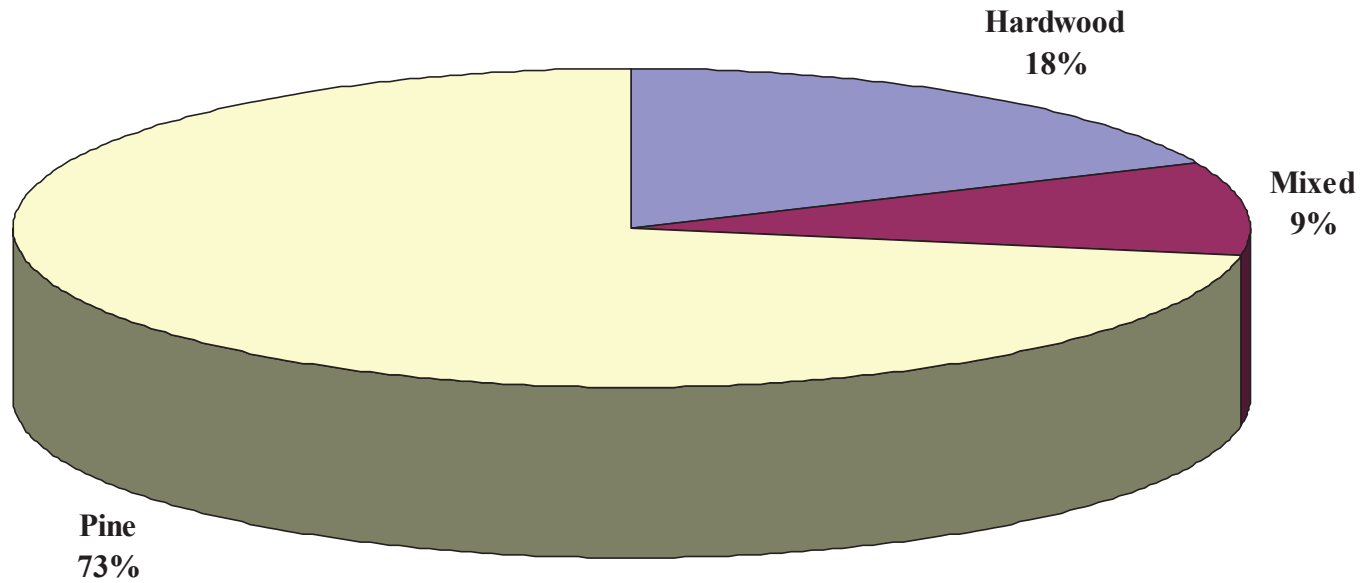
Filters Applied:

County: Copiah
Client Class: School Trust Land

District: Capital District
Client: Copiah County BOE

STR:

Broad Cover Type Distribution



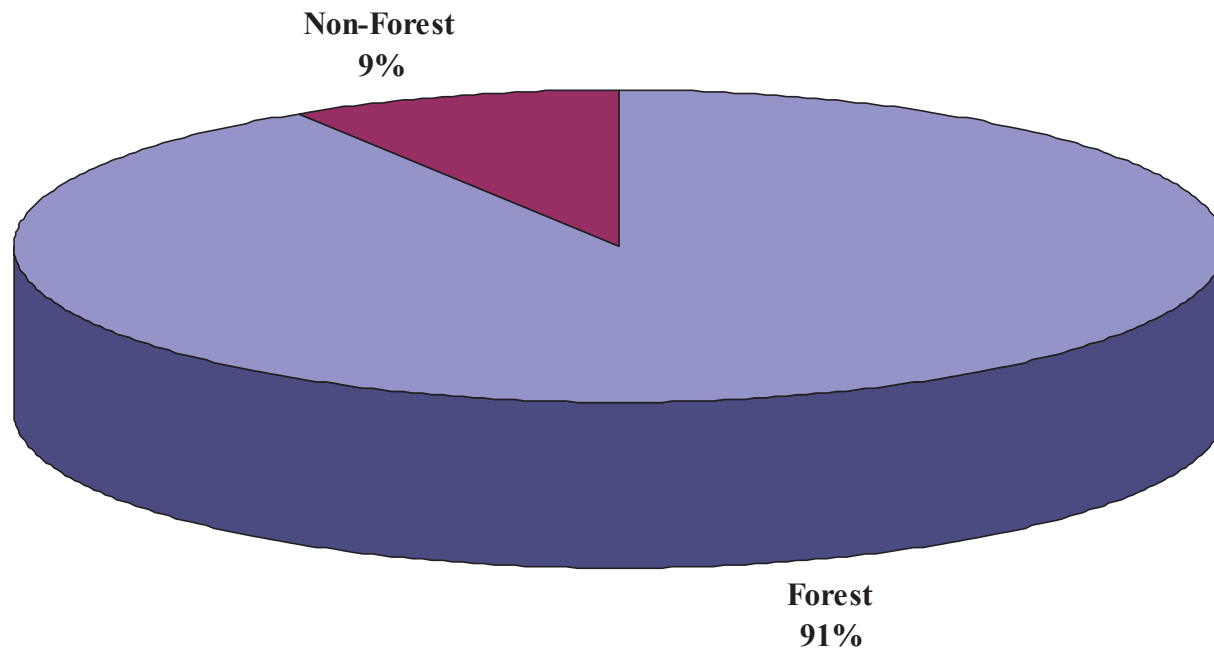
Filters Applied:

County: Copiah
Client Class: School Trust Land

District: Capital District
Client: Copiah County BOE

STR:

Land Use Distribution



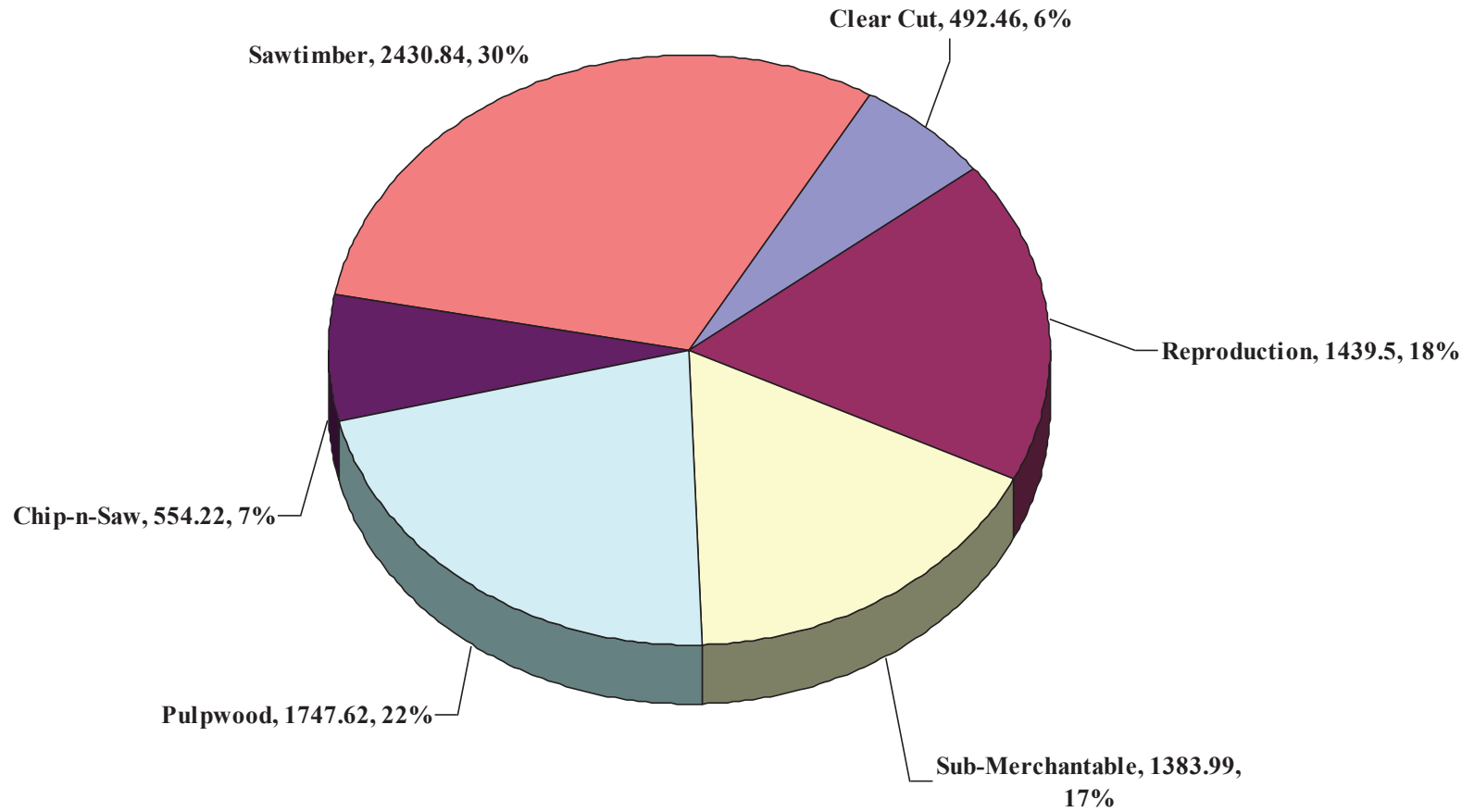
Filters Applied:

County: Copiah
Client Class: School Trust Land

District: Capital District
Client: Copiah County BOE

STR:

Forested Stands Class Distribution by Acres



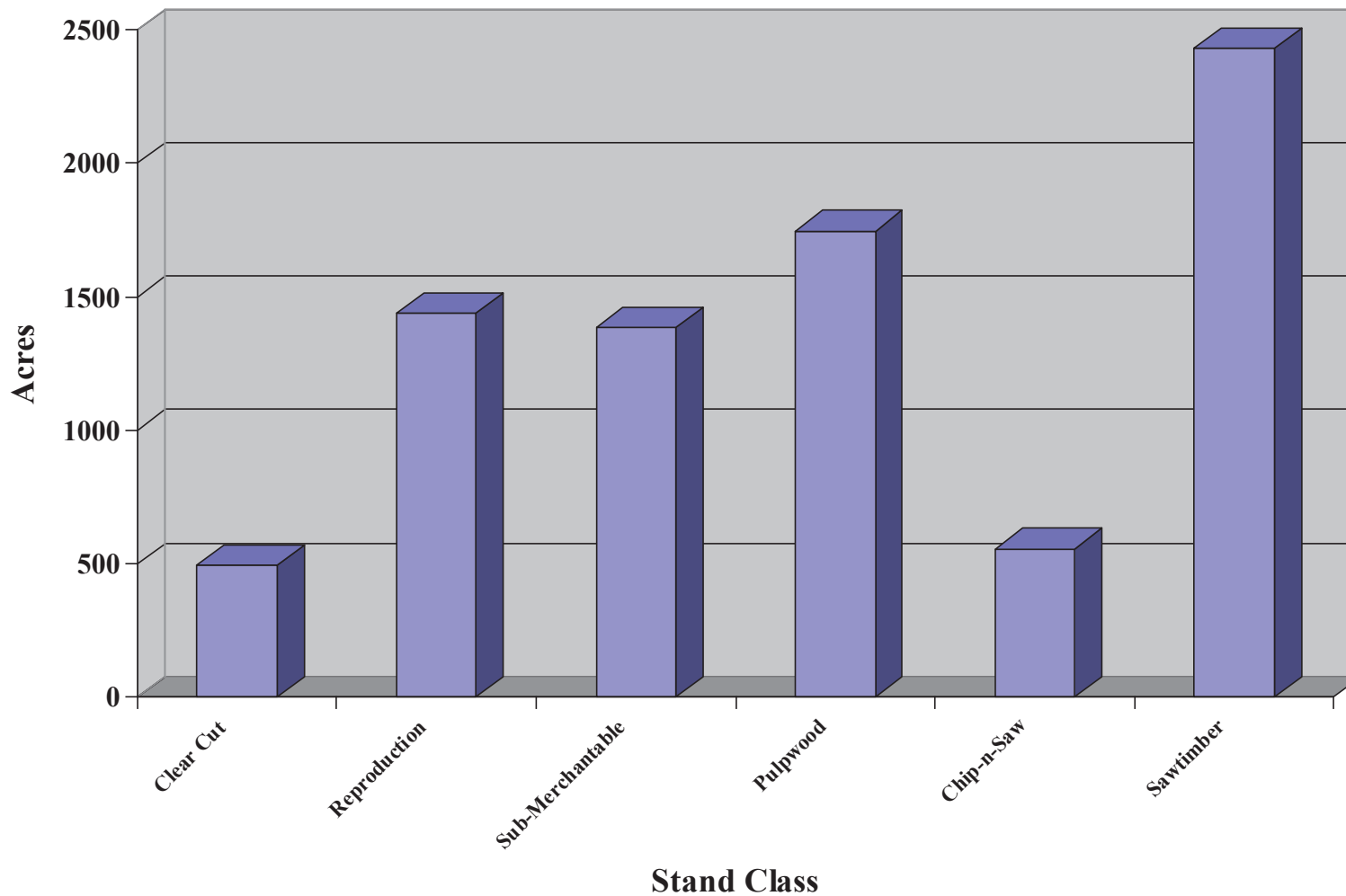
Filters Applied: County: Copiah
District: Capital District

Client: Copiah County BOE
STR:

Broad Cover Type:
Client Class: School Trust Land

Stand Age: 0 Through 100

Forested Stands Graph



Filters Applied: County: Copiah
District: Capital District

Client: Copiah County BOE
STR:

Broad Cover Type:
Client Class: School Trust Land

Stand Age: 0 Through 100

Age Distribution Graph

